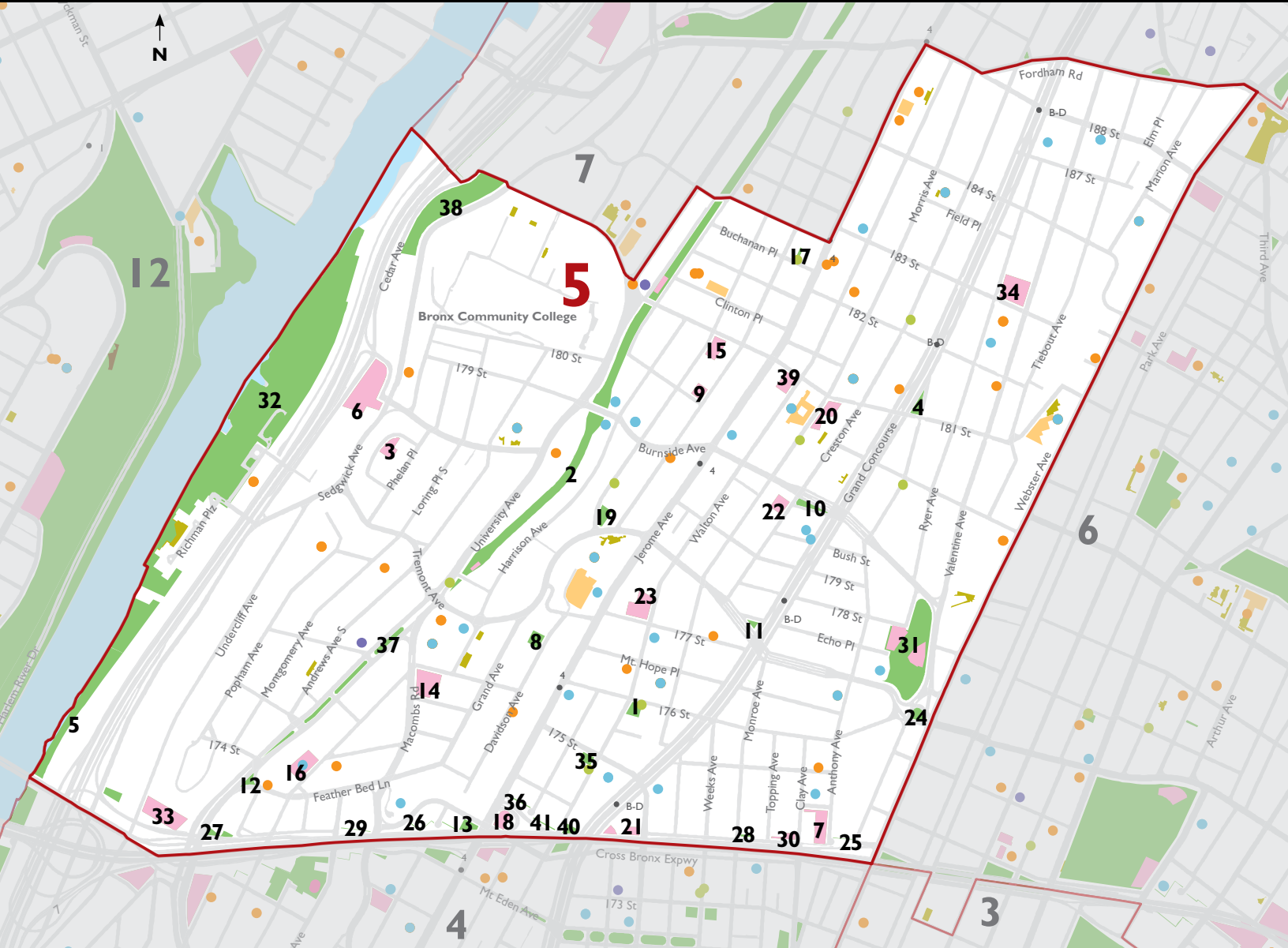
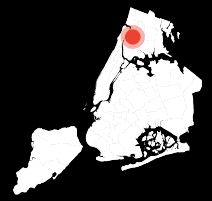




# 2021 Open Space Profiles

BRONX  
COMMUNITY DISTRICT

# 5



## Legend

- 1/4 Mile
- Community Districts
- Subway Stations
- City, State, and Federal Parkland
- Playgrounds
- Schoolyards to Playgrounds
- Public Plazas
- Swimming Pools
- Dog Runs

- Community Gardens
- Recreation Centers
- POPS
- K-12 Schools
- Public Libraries
- Hospitals & Clinics
- 20 Highest COVID-19 Mortality Zip Codes

## Parkland

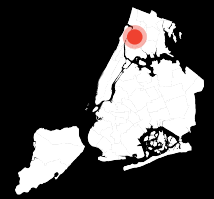
- 1 176th Street Community Garden
- 2 Aqueduct Walk
- 3 Beanstalk Playground
- 4 Bergen Triangle
- 5 Bridge Park
- 6 Cedar Playground
- 7 Cleopatra Playground
- 8 Davidson Park
- 9 Davidson Playground
- 10 Devaney Triangle
- 11 Echo Triangle
- 12 Featherbed Triangle
- 13 Featherbenches
- 14 Galileo Playground
- 15 Grand Playground
- 16 Half-Nelson Playground
- 17 Jardin De Las Rosas
- 18 Jennie Jerome Playground
- 19 Leave it Better Kids' Garden
- 20 Morris Garden
- 21 Morris Mesa
- 22 Mount Hope Garden
- 23 Mount Hope Playground
- 24 O'Brien Oval
- 25 Park
- 26 Park
- 27 Park
- 28 Park
- 29 Park
- 30 Peace Park
- 31 Richman (Echo) Park
- 32 Roberto Clemente State Park
- 33 Sedgwick Playground
- 34 Slattery Playground
- 35 Townsend Garden
- 36 Townsend Walk
- 37 University Malls
- 38 University Woods
- 39 Walton Park
- 40 Walton Slope
- 41 Walton Walk



# 2021 Open Space Profiles

BRONX  
COMMUNITY DISTRICT

5



## PARKLAND

	CD5	NYC
Total District Land (acres)	883	228,892
City, State, & Federal Parkland (acres)	29	53,371
Percent Parkland	3%	23%
City Parks in District (acres)	27	15,435
Percent City Parks in District	3%	7%

## ACCESS

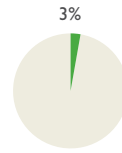
City Parks in District per 1,000 residents (acres)	0.2	1.8
Residents within a 5 minute walk of a park	93%	66%
City Parks in District per 1,000 children (acres)	0.7	8.7
City Parks in District per 1,000 seniors (acres)	2.6	13.0

## AMENITIES & INFRASTRUCTURE

Community Gardens	8	9
Recreation Centers	0	1
Playgrounds	20	16
Swimming Pools	0	2
Dog Runs	0	1
Sprayshowers	7	10
Public Schools	40	32
Parks "Acceptable" for Condition	89%	89%
Parks "Acceptable" for Cleanliness	92%	94%

## STEWARDSHIP

Park-Related 311 calls per 1,000 residents	3	11
Park Volunteer Groups	3	10



Percent Parkland of Total District Area

51  
Out of 59

Rank of Percent Parkland

4  
Out of 59

Rank of Residents within a 5 minute walk of a park

405

Child Asthma Incidences per 10,000

79.9

Life Expectancy (years)

42  
Out of 59

Rank of Tree Canopy Cover

## DEMOGRAPHICS

	CD5	NYC
Resident Population	128K	8.4M
Residents under 18	29%	21%
Residents over 65	8%	14%
Average Median Household Income	\$27K	\$66K
Population in Poverty	40%	19%
Race: American Indian or Alaska Native	0%	0%
Race: Asian	1%	14%
Race: Black	33%	24%
Race: Multiracial	3%	4%
Race: Native Hawaiian or Pacific Islander	0%	0%
Race: Other	52%	15%
Race: White	10%	43%
Ethnicity: Hispanic or Latino	70%	29%

## HEALTH & ENVIRONMENT

Child Asthma Incidences per 10,000	405	223
Child Obesity Rate	24%	20%
Life Expectancy (years)	79.9	81.2
Adult Obesity Rate	34%	24%
Adult Diabetes Rate	16%	11%
Hospitals and Clinics	35	19
Air Pollution (micrograms per m <sup>3</sup> )	8.3	8
Tree Canopy Cover	16%	22%

Methodology and data sources available at [www.ny4p.org/research](http://www.ny4p.org/research)

## RESOURCES

NEW YORK CITY COMMUNITY BOARDS: [www1.nyc.gov/site/cau/community-boards/community-boards.page](http://www1.nyc.gov/site/cau/community-boards/community-boards.page)

NEW YORK CITY COUNCIL: [council.nyc.gov](http://council.nyc.gov)

NEW YORK CITY PARKS: [nycgovparks.org](http://nycgovparks.org)

PARTNERSHIPS FOR PARKS: [partnershipsforparks.org](http://partnershipsforparks.org)

NEW YORKERS FOR PARKS' RESEARCH IS SUPPORTED BY:



Booth Ferris  
Foundation

The Cowles  
Charitable Trust



New Yorkers for Parks is committed to raising the voices of parks advocates and showing why public investment is critical to our parks and open spaces. As the only independent parks advocacy organization in New York City, NY4P elevates parks and open space issues citywide through advocacy, research and community outreach.

[www.ny4p.org](http://www.ny4p.org)

## NEW YORKERS FOR PARKS

☎ 212-838-9410  
✉ [ny4p@ny4p.org](mailto:ny4p@ny4p.org)  
🐦 @NY4P  
📘 New Yorkers for Parks  
📷 @ny4p

## PROJECT STAFF

Lucy Robson  
Caitlyn Linehan  
Yining Lei  
Jamala Wallace  
GRAPHIC DESIGN  
Michael Bierman